

I-LEARN 3.0 Training

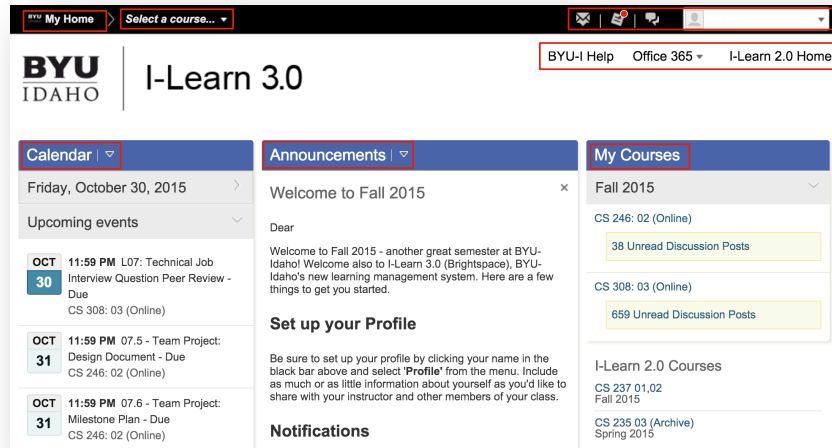
How To Navigate the System Homepage

Learn how to navigate and find course material on the I-Learn 3.0 System Homepage.

Navigate the System Homepage

When you first arrive to the I-Learn 3.0 homepage you will find, a **My Home** button, **Select a Course** drop down menu, and **Notification** bars.

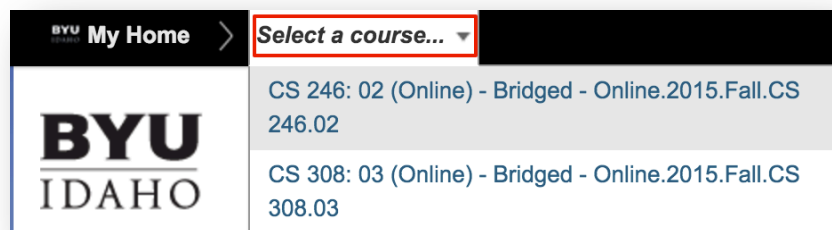
You will also see a **Calendar** widget, and **Announcements** section, and a list of your **Courses**.




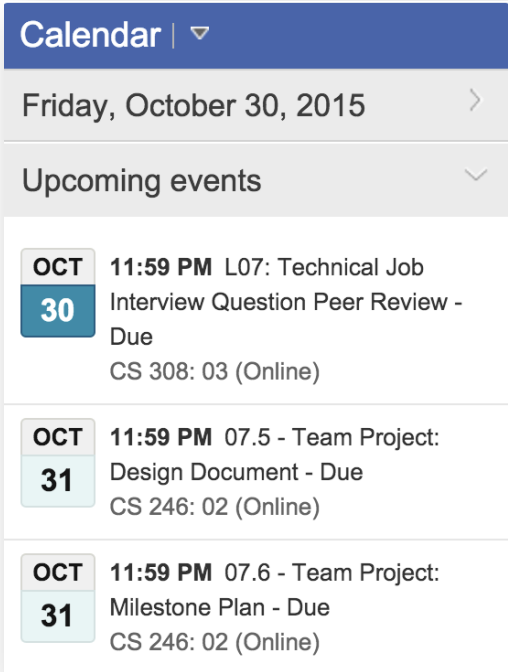


The **My Home** button will always be visible at the top of your screen regardless where you are in the system. When clicked, this button will take you back to the system homepage.



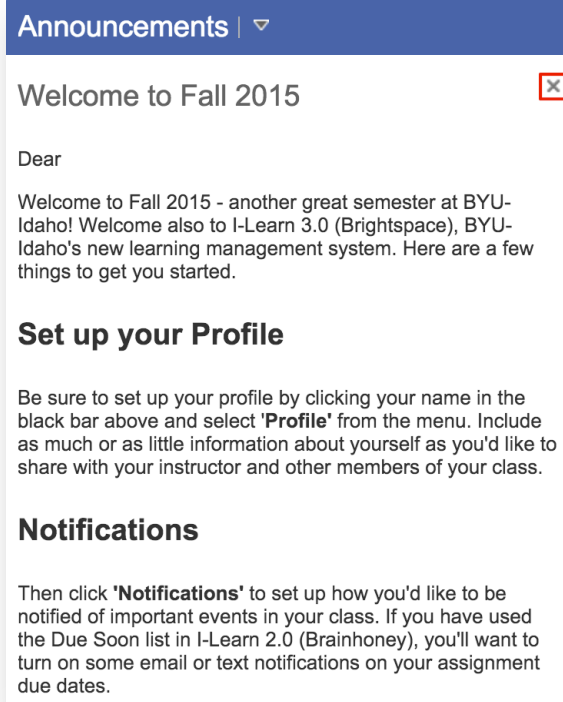
The **Select a Course** drop down menu will also be visible regardless of where you are in the system. When the drop down arrow is selected, a list of your courses will appear, allowing you to navigate between courses quickly.



<p>The Message Alerts icon lets you know when someone is starting a chat with you.</p>	 <p>A navigation bar with four icons: an envelope (Message Alerts), a document with a red dot (Update Alerts), a speech bubble (Subscription Alerts), and a person icon (Profile). The envelope icon is highlighted with a red square.</p>
<p>The Update Alerts icon lets you know when new announcements are published, and where you will view any notifications you have set in your account.</p>	 <p>A navigation bar with four icons: an envelope (Message Alerts), a document with a red dot (Update Alerts), a speech bubble (Subscription Alerts), and a person icon (Profile). The document icon is highlighted with a red square.</p>
<p>The Subscription Alerts icon lets you know when replies to any discussion boards you have subscribed to.</p>	 <p>A navigation bar with four icons: an envelope (Message Alerts), a document with a red dot (Update Alerts), a speech bubble (Subscription Alerts), and a person icon (Profile). The speech bubble icon is highlighted with a red square.</p>
<p>The Calendar widget provides a list of upcoming due dates. It is important to note that these events stay on the calendar until the date has passed. They don't go away once you have turned them in.</p>	 <p>A calendar widget titled "Calendar" with a dropdown arrow. It shows the date "Friday, October 30, 2015" with a right arrow. Below is a section "Upcoming events" with a dropdown arrow. The events listed are:</p> <ul style="list-style-type: none"> OCT 30 11:59 PM L07: Technical Job Interview Question Peer Review - Due CS 308: 03 (Online) OCT 31 11:59 PM 07.5 - Team Project: Design Document - Due CS 246: 02 (Online) OCT 31 11:59 PM 07.6 - Team Project: Milestone Plan - Due CS 246: 02 (Online)

The **Announcement** section is where you can see system wide announcements pertaining to I-Learn 3.0.

To dismiss an announcement, click the **x** in the right corner.



The screenshot shows the 'Announcements' header in a blue bar. Below it is a white card titled 'Welcome to Fall 2015' with a red 'x' in the top right corner. The card contains a 'Dear' salutation, a welcome message for Fall 2015, and instructions to set up a profile and notifications. The 'Set up your Profile' section advises clicking the user's name in the top bar and selecting 'Profile'. The 'Notifications' section advises clicking 'Notifications' to set up event notifications.

Announcements | ▾

Welcome to Fall 2015 ✕

Dear

Welcome to Fall 2015 - another great semester at BYU-Idaho! Welcome also to I-Learn 3.0 (Brightspace), BYU-Idaho's new learning management system. Here are a few things to get you started.

Set up your Profile

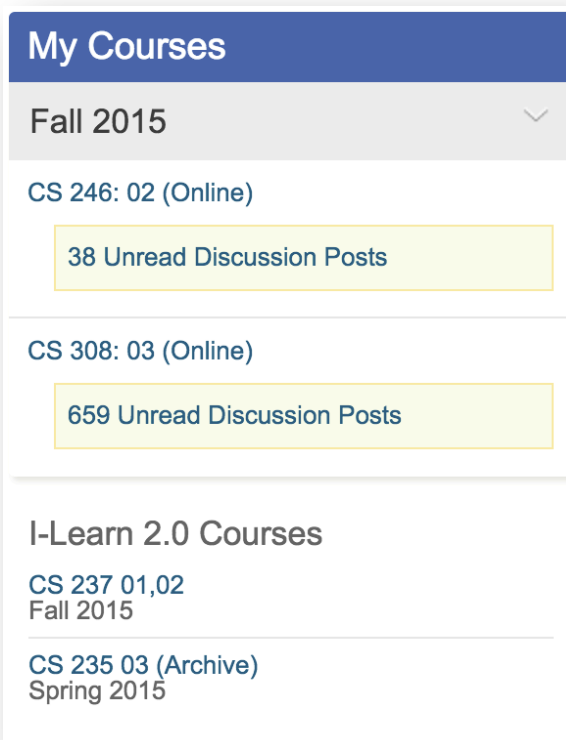
Be sure to set up your profile by clicking your name in the black bar above and select '**Profile**' from the menu. Include as much or as little information about yourself as you'd like to share with your instructor and other members of your class.

Notifications

Then click '**Notifications**' to set up how you'd like to be notified of important events in your class. If you have used the Due Soon list in I-Learn 2.0 (Brainhoney), you'll want to turn on some email or text notifications on your assignment due dates.

The **My Courses** section contains a list of the courses you are taking. Clicking on the course will take you to the content of that class.

As the university transitions to I-Learn 3.0 a section under My Courses will also take you to your classes in I-Learn 2.0.



The screenshot shows the 'My Courses' header in a blue bar. Below it is a white card titled 'Fall 2015' with a dropdown arrow. The card lists two courses: 'CS 246: 02 (Online)' with 38 unread discussion posts, and 'CS 308: 03 (Online)' with 659 unread discussion posts. Below the card is a section for 'I-Learn 2.0 Courses' listing 'CS 237 01,02 Fall 2015' and 'CS 235 03 (Archive) Spring 2015'.

My Courses

Fall 2015 ▾

CS 246: 02 (Online)

38 Unread Discussion Posts

CS 308: 03 (Online)

659 Unread Discussion Posts

I-Learn 2.0 Courses

CS 237 01,02
Fall 2015

CS 235 03 (Archive)
Spring 2015